



TANAMERA
COFFEE INDONESIA

COFFEE BLACK

HOT/ICE

Selection Coffee for Hand Brew Available

Espresso	4.0
Americano Daily	5.5
Batch Brew	5.0
Hand Brew	8.0

NON COFFEE LATTE

HOT/ICE

Alternative Milk: Outside Oat/ MilkLab Almond/ MilkLab Soy (+1.0)

Chai Latte	 6.5
Chocolate	6.5
Matcha Latte	 6.5
Red Velvet Latte	 6.5

COFFEE WHITE

HOT/ICE

Alternative Milk: Outside Oat/ MilkLab Almond/ MilkLab Soy (+1.0)



Macchiato	4.0
Piccolo	 4.5
Flat White	 6.0
Cappuccino	 6.0
Cafe Latte	 6.0
Mocha Cafe Latte	 7.0
Ginger Cafe Latte	 7.0
Matcha Cafe Latte	 7.0
Flavoured Latte	 7.0

(Vanilla/Caramel/Hazelnut)

COLD BREW

BTL

Mix & Match 4 Bottles for \$25.0

Cold Brew Concentrate	5.5
Cold Brew	7.0
Cold White	7.5
Cold White Caramel	 7.8
Cold White Coconut	 7.8
Cold White Ginger	7.8
Cold White Mocha	7.8
Cold White Oat	7.8

ARTISAN TEA




POT

Java Breakfast	6.5
Earl Grey	6.5
Oolong	6.5
Jasmine	6.5
Chamomile	6.5
Chai Tea	6.5

ICED TEA

Lychee Tea	 8.5
Peach Tea	 8.5
Lemon Tea	 6.0
Java Tea	5.0

SOFTIES

Homemade Lemonade	 7.8
Homemade Tangerine Soda	 7.8
Melty Coconut Water	 7.8
Mineral Water	3.0
Sparkling Water	3.5



Nutri-Grade is based on default preparation, before addition of ice.

Subject to 10% Dine In Charge.